

## Academic Results 2018

### Headmaster's introduction

It is often remarked that students in the UK studying for public exams face a great deal of pressure, perhaps even too much. In high-performing schools they certainly have to learn to manage high expectations. Some students welcome the challenge and adapt quickly to high expectations, while others take a little longer and require more pastoral and academic support.

Whatever their start-point, all students should experience the joy and fulfilment that comes from aiming high and performing well. Contributing to the achievement and fulfilment of our students and children is of course one of the joys of being a teacher or a parent. For us and for our students, it is all the more rewarding for the hard work that goes into it.

I hope you enjoy reading this summary of the wonderful results achieved by our students in 2018, and thank-you to all those who contributed to their success.



Ben Figgis, Headmaster

## Results summary

This year our GCSE, A Level and IB students once again raised the bar to achieve the College's best ever set of results and continue our strong academic progress in recent years. The outstanding feature of this year was the jump in the proportion of Ardingly students achieving the top grades, with A\*-As or equivalent rising in all three major qualifications:

- GCSE students achieved 75% A\*-A (up from 66% in 2017)
- A Level and IB students achieved 63% A\*-A or equivalent (up from 59% in 2017)
- IB Diploma students achieved an average of 38.6 points (up from 36.8 in 2017)
- The Pre-U qualification was taken in Philosophy only, with 100% A\*-B grades.

Among the Upper Sixth leavers, over half gained at least one A\* and a remarkable 1/3<sup>rd</sup> achieved a full sweep of A\* or As. Meanwhile among the GCSE cohort, 500 of the new grades 9-7 were achieved (equivalent to A\*-A) and 135 of the new top grade 9 (equivalent to a high A\*).

In the IB Diploma the cohort achieved an average grade of 38.6 points against a worldwide average of 30. At the top end, 18 students achieved 40+ points (equivalent to A\*A\*A at A Level). Another 18 students achieved all A\*s and As at A Level or Distinctions in the Pre-U qualification.

## University admission

Most importantly, every university applicant was offered a place, with 98% going to their 1<sup>st</sup> or 2<sup>nd</sup> choice university. 82% of the leaving cohort gained places at competitive Russell Group universities, with Exeter, Durham, UCL, King's London, Oxford, Warwick, Bath and Nottingham among the most popular destinations.

## Girls excel in coeducation

For many parents, co-education versus single sex remains a hot topic, particularly in relation to the academic attainment of girls. The success of our girls in recent years is a strong endorsement of co-education in relation to results as well as their wider development. Among the girls in the Upper Sixth, 75% of exam entries achieved A\*-A (or the IB equivalent of 7-6) and 90% gained A\*-B.

To put this in context, if the girls in the Ardingly cohort were entered independently they would have scored among the top 25 of all schools in the country, ahead of many selective and prestigious single sex girls' schools.

## Performance tables and Value Added

As you might expect, these results saw the College take another step up the school performance tables.

- ❖ Ranked 53<sup>rd</sup> in the combined A Level/IB/Pre-U rankings assessed on A\*- A grades. This put us in very good company, and pleasingly ahead of a number of academically selective schools ([Daily Telegraph 25/8/18](#)).
- ❖ Ranked 6<sup>th</sup> among the top IB Diploma schools in the UK (<https://www.best-schools.co.uk/uk-school-league-tables/ib-schools-large-cohort/>).

*At the time of writing The Times have not published performance tables. The Parent Power rankings published online by the Sunday Times have not yet been updated for 2018 results.*

The College was also able to demonstrate very positive Value Added, particularly at A Level. We use ALPS (Advanced Level Performance System) to measure the results of our A Level cohorts in relation to their GCSE scores and set them against the national A Level data set. ALPS placed our 2018 cohort in the 90<sup>th</sup> percentile nationally for value added.

## BTECs

2018 also saw the first cohort of students at the College complete the BTEC course in Sport and Exercise Science. Congratulations to all four students who passed with merits or more, and to the top two who achieved a Double Starred Distinction and a Starred Distinction (equivalent to A Level grades of A\*A\* and AA respectively).

These excellent results confirm the value of the BTEC as an alternative to A Levels or the IB Diploma at Ardingly, and a reliable route into good UK university courses.

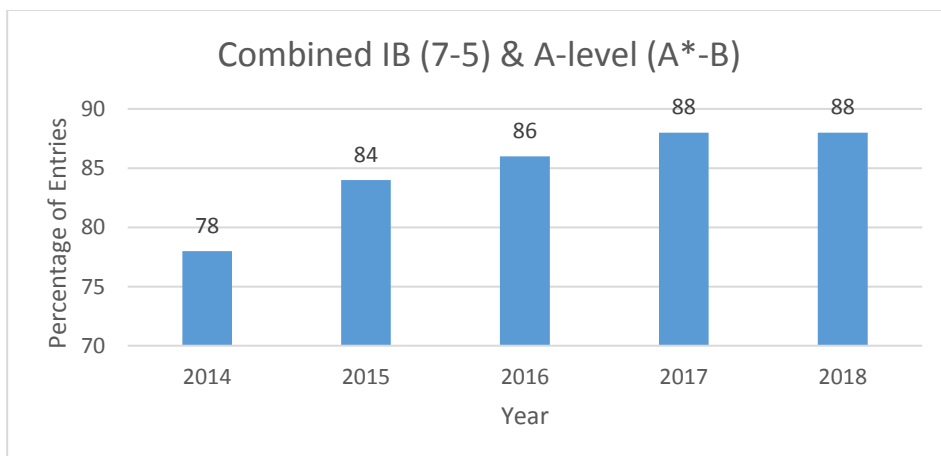
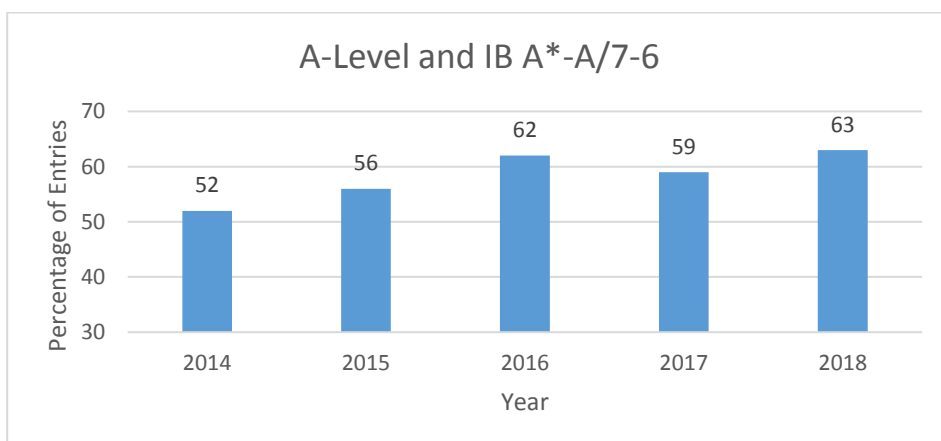
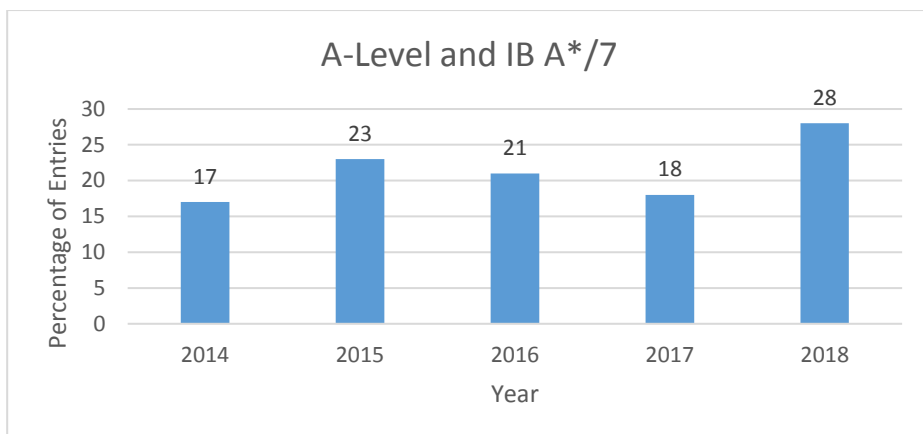
## Top departments in 2018

The highest grades were achieved across a range of subject departments, including the core subjects of English and Maths as well as in languages, sciences, humanities and the arts. Against a College average of 63%, over 90% of entries scored A\*-A in Art and German, over 80% in Philosophy and Spanish and over 70% in Maths, English, Biology and French. At a time when languages are under particular pressure in UK schools, we are proud to maintain strong cohort sizes and outcomes for students wanting to study languages beyond GCSE.

We do not publish a full list of results by department because grades can be skewed by small cohort sizes and the variation in ability level of pupils by subjects.

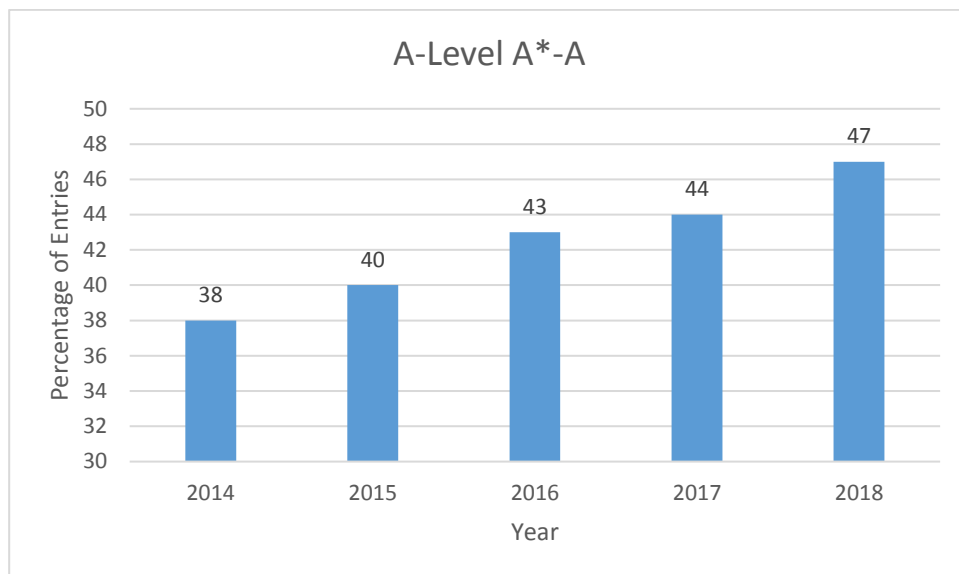
## 2018 A Level and IB combined results

- 28% of entries were graded A\* or 7
- 63% of entries were graded A\*-A or 7-6
- 88% of entries were graded A\*-B or 7-5
- 96% of entries were graded A\*-C or 7-4



## 2018 A Level results

- 47% of entries graded A\*-A
- 81% of entries graded A\*-B
- 94% of entries graded A\*-C



In addition to improving the top grades, results in the middle and lower bands of the cohorts have also risen over a five year period.

Grade	A Levels		Combined AL & IB	
	2014	2018	2014	2018
A*/7	11	18	15	28
A*-A/7-6	37	46	47	63
A*-B/7-5	65	80	74	88
A*-C/7-4	87	94	91	96

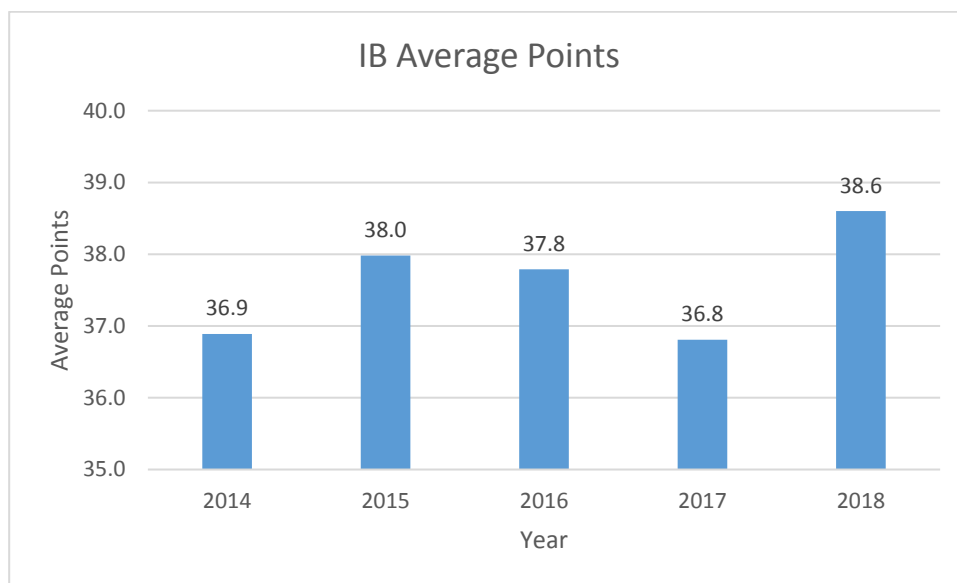
## 2018 IB Diploma results

The IB Diploma is graded out of 45, with a worldwide average of 30.

Ardingly's 2018 average point score of 38.6 is therefore well above the worldwide average, and places us 6<sup>th</sup> among the top UK schools offering the IB Diploma.

- Average points score 38.6
- 81% of Higher Level entries were graded 7-6
- 97% of Higher Level entries were graded 7-5
- 100% of entries were graded 7-4

## IB Diploma 5 year view



## 2018 GCSE results

- 75% of entries graded A\*-A
- 90% of entries graded A\*-B
- 99% of entries graded A\*-C

Against a headwind of new courses and exams, more content and less coursework, our GCSE students performed wonderfully well. Reducing the number of GCSE subjects taken from 10 to 9 and ensuring a sound understanding of the exam board requirements were both factors in this success. However, more than anything else, the year group applied themselves admirably and worked hard towards a great set of grades.

The proportion of top grades increased dramatically, with 500 entries at 9-7 and 135 gaining the top grade 9.

